

Main Specifications

Dimensions (mm)									
Wheel Base		Medium			Long			Extra Long	
		3300			3850			4200	
General	Length	5870	5975		6665	6775		7260	7365
	Width	2028 (Door Handle)							
	Height	2335 (215/75R17.5) / 2350 (7.50R16)							
Tire Tread		Front:1752 (215/75R17.5) / 1747 (7.50R16) ,Rear:1704 (215/75R17.5) / 1700 (7.50R16)							
Overhang	Front	1135							
	Rear	1435	1540		1680	1790		1925	2030
C.A (Cab to rear axle)		2710			3260			3610	
C.E (Cab to end of frame)		4145			4935			5530	
Minimum Ground Clearance		160 (215/75R17.5) / 175 (7.50R16)							
Minimum Turning Radius (m)		6.74			7.84			8.54	
Engine Parameters									
Engine		CUMMINS 3.8							
Piston Displacement (cc)		3800	3760		3800	3760		3800	3760
Emission Standard		Euro6	Euro4	Euro3	Euro6	Euro4	Euro3	Euro6	Euro4 Euro3
Max. Torque (ps/N.m)		156/550	154/500		156/550	154/500		156/550	154/500
Transmission		FAST C6J55T (MT) ZF6AS1110TO (AMT)							
Speed Ratio		3.889 (OPT: 4.364)							
Chassis									
Driver's Seat		LHD	LHD,RHD	LHD	LHD,RHD	LHD	LHD,RHD		
Suspension		Front:Taper Leaf,Rear:Multi Leaf							
Frame (mm)		Height:195 Width:860							
Brakes		Full Air							
Tires (STD)		215/75R17.5-14PR (OPT: 7.50R16LT-16PR)							
Fuel Tank Capacity (ℓ)		120 (Aluminium)							
Weight (kg)									
Empty Vehicle Weight (standard configuration)		3035 ~ 3140	3040 ~ 3115		3075~3180	3080 ~ 3135		3035 ~3215	3115 ~ 3170
GVW		7800							
Features									
Standard		Cloth Seat,Power Window,Day Time Running Lights(LED),Collapsible Steering Wheel,ABS,Exhaust Brake							
Option		Cruise Control,Tachograph,RADIO+R.V.C,VDC,FCA,LDWS,Dual Airbag							

Hyundai Truck & Bus (China) Co., Ltd.

Address Xiandai Avenue No.1, Chengnan Industrial Development Zone, Yanjiang District, Ziyang City, Sichuan, China

E-mail Trucknbus@hyundai.com
<https://en.hyundai-trucknbus.com.cn/>

 YouTube  @HYUNDAITRUCKBUSCHN

Statement: The specifications and policies in this brochure are for reference only and not a basis for accepting product orders. Please consult your local dealer for details. HTBC reserves the right to amend the contents, and the brochure is subject to change without prior notice

Version Number:202504

MIGHTY GT8



Build Success with a Trustworthy Partner

A reliable partner who promises success

No matter what type of freight, Mighty GT8 ensures effectiveness



A sedan-like interior with a human-centered design and a scientifically optimized layout offers a comfortable driving experience



Dashboard:

Multiple features for your convenience



Side-Step:

Easy access to enter and exit the vehicle



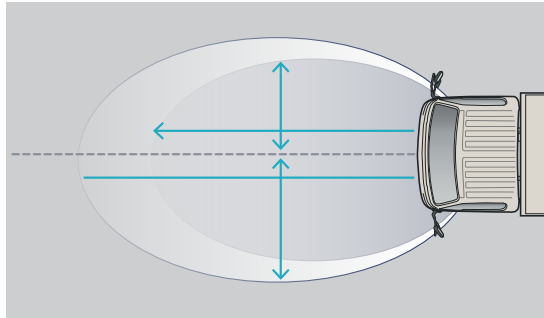
Adjustable Seats:

More comfortable driving position



Enhanced Forward Visibility:

Safer driving in dark environments



Extended Illumination Range:

Safer driving during night-time

Durable, Safe and Reliable Partner in Business

Mighty GT8 offers a wide range of modifications to suit your needs no matter where you are

Cummins engines are globally renowned for their superb quality: they are efficient, powerful and environmentally friendly

No valve adjustment required for 200,000 km straight

High durability – overall mileage up to 500,000 km

Inspections needed once every 20,000 km only

ISF3.8



Max. Power

156ps (Euro6)

154ps (Euro3 Euro4)



Max. Torque

550N.m (Euro6)

500N.m (Euro3 Euro4)



Displacement

3.8ℓ

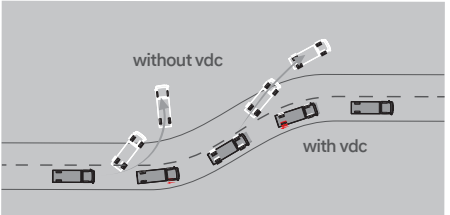


LDWS

Lane Departure Warning System

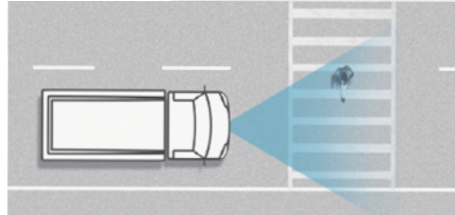
VDC

Vehicle Dynamics Control



FCA

Forward Collision-Avoidance Assist



Air Tank

Large capacity tank ensures reliable braking and easy maintenance



Pneumatic Hand Brake

Extra safety and stability for uphill and downhill parking

